



Laser Detection Activation

Prior to laser detection activation, make sure the optical filter is in place.

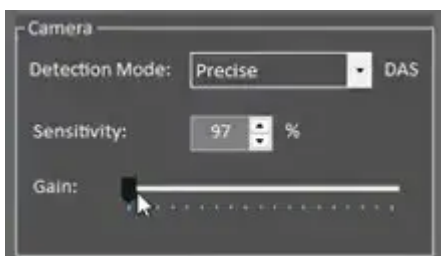


Optical filters supplied with LATRAS are suitable for InfraRed laser detection.

To activate the laser detection, hit Laser ON/OFF button. When ON, it will be highlighted in yellow and the laser will be detected within the previously selected detection area.



If the detection doesn't work properly, try fine tuning the Gain, or check your camera's frame rate in LATRAS Hub under Camera View:



Most common problems:

Hits are not detected or only some are - increase the Gain

Hits appear much lower than they should be - increase Gain

There are False hits or two hits per one shot - decrease Gain

Revision #3

Created 9 January 2026 09:57:31 by Editor

Updated 9 January 2026 10:26:07 by Editor